


Navigating the Blackboard Learn Environment

The Blackboard Learn environment provides ways to navigate to courses, access certain tools within courses, and quickly find updates and information. When you log into Blackboard you will be on the **My Island Online** tab.



The **Page Header** is the area at the top of the screen that contains the **My Island Online** tab and **Courses** tab. To the far right on the screen is the **Global Navigation Menu** and **Logout Button**.

Global Navigation Menu

Under Courses is a list of the courses recently visited as well as other courses in which you are enrolled. All can be accessed by clicking the link.


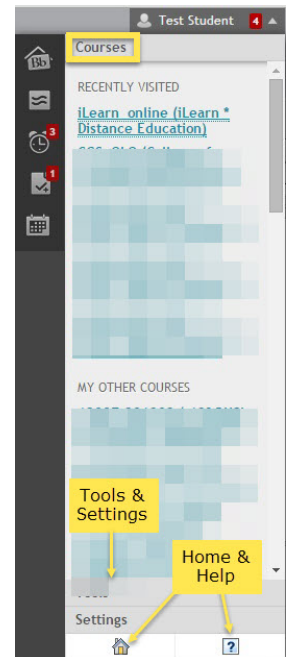
Click on links in Tools to access:

- Academic Calendar
- Address Book
- Announcements
- Goals
- Email
- Starfish
- Tasks
- The Island Online
- User Directory

Click on Settings to:

- Change text size
- Adjust contrast settings
- View and edit personal information
- Edit notification settings
- Access Notifications Dashboard

The Home icon links to the My Island Online and Notification Dashboard. The Help icon links to the IT Help webpage.



- Profile – Create and edit your profile settings.
- Bb Home – Shows what’s due and recently graded assignments and discussion posts.
- Posts – Consolidates posts for all the collaborative tools from all your courses.
- Updates – Shows announcement & courses updates.
- My Grades – Shows grades recently posted in course.
- Calendar – View calendars for all courses.
- People – Connect with other people at the university.